



# Digital marketing strategy

## Planning Template

Authors: Dr Dave Chaffey and Danyl Bosomworth

January 2013

Plan > Reach > Act > Convert > Engage





# Digital marketing strategy Planning Template

## Table of Contents

- 3 **Introduction** Digital Marketing Planning Template
- 7 **Situation analysis.** Where are we now? Understanding your online marketplace.
- 10 **Objective setting.** Where do we want to be? Setting useful, actionable objectives.
- 12 **Strategy.** How are you going to achieve the goals? Setting a meaningful strategy.
- 16 **Tactics.** The details of strategy.
- 17 **Actions and Controls.** Making it happen.
- 18 **Executive summary**

# Introduction

## Digital Marketing Planning Template

### Welcome

Thanks for downloading this Smart Insights template. We hope you find it useful in creating a plan to make more use of online marketing. It's a sample of a wider selection of our advice for marketers including 7 Steps Ebooks; online training courses; how-to-videos and marketing toolkits. [See the full range of content used by our Expert members.](#)

### First things, first...

Digital marketing planning is no different to any other marketing plan, in fact it's increasingly strange to have separate plans for 'digital' and 'offline' since that's not how your customers perceive your business. However, we're often required to separate plans for "digital" only based on the way teams and reporting is structured and to help the transition to digital - before it becomes "business as usual". A common format helps align your plan to other marketing plans!

### Some general advice to keep in mind when planning

- ✓ **Start with the customer.** Build your plan around customer insights and needs - not around your products and tactics.
- ✓ **Keep it flexible.** Situations and plans change, especially online, so ensure plans are usable by a clear vision for the year and keeping detail to a shorter term 90-day focus
- ✓ **Set realistic goals.** Include specific objectives in your plans but keep them realistic by fact-based and state assumptions, so they're easy for others to buy into.
- ✓ **Keep it Simple!** "Jargon light" is best. Again it helps others buy into what you're saying
- ✓ **Keep plans up to date.** Review and update monthly or quarterly.
- ✓ **There isn't a perfect plan.** What's needed changes according to each business!

### Creating a structure for your plan

Knowing where to start is often the hardest thing when writing a digital marketing plan. So once you have a structure / framework to follow in a table of contents, it's then almost a matter of filling in the gaps...

At Smart Insights we recommend the [SOSTAC®](#) planning structure developed by PR Smith, Dave Chaffey's co-author on *Emarketing Excellence*.

SOSTAC® gives a great framework for business, marketing or digital marketing plans since it's simple and logical, so it's easy to remember and to explain plans to colleagues or agencies. Each of the six areas help in separating out the key strategies, for example customer acquisition, conversion and retention.

#### What is it? SOSTAC®

SOSTAC® is a planning process framework to help structure and manage implementation of plans. It stands for Situation, Objectives and Strategy, Tactics, Action and Control originally developed by PR Smith for marketing communications planning. In their book *Emarketing Excellence* Dave Chaffey and Paul Smith have adapted the SOSTAC® framework to apply it to digital marketing as shown in the diagram on the next page.

1

Introduction

Situation

Objectives

Strategy

Tactics

Actions and controls

Executive summary

## Where do I find more information on digital marketing concepts?

If you're not familiar with some of the concepts we introduce in this template, naturally, there's more info online. We've created 200+ free Hubs to introduce the basic concepts and provide stats, tools and Answers in one place. You can access these in our sitemap covering all the [main areas of digital marketing practice](#).

Expert members can download an editable Word template as part of our [Digital Strategy Toolkit](#) which includes *Powerpoint*, *Word* and *Excel* templates to help build your marketing plan and explain to colleagues or clients.

Expert members also get access to more detailed downloadable Ebook guides. We've designed these to be quick to use with each varying from 50-100 pages in length with emphasis on the main strategy recommendations, quick win tips and examples in each section.

### 7 Steps to success guides on digital marketing strategy

These are designed for to help those responsible for marketing to help create or refine an integrated digital strategy and roadmap:

- Digital marketing strategy
- Delivering results from digital marketing
- Content marketing strategy guide

#### Recommended resource? 7 Steps to a Digital marketing strategy Ebook

Use our 83 page [7 Steps to digital strategy Ebook](#) for Expert members to create a structured plan to grow your business using the SOSTAC® planning framework.

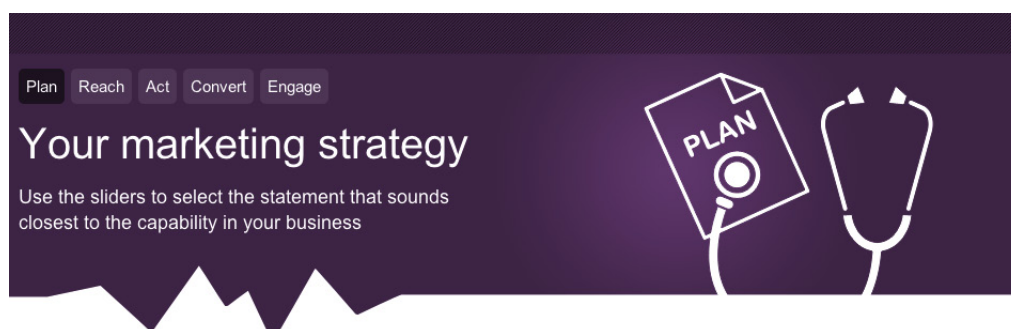
### 7 Steps to success guides to get better results from digital channels

Focused on improvement, these guides are for marketers managing the details of digital to ask the right questions of colleagues or agencies about how to get better results. They include:

- Search engine Optimisation
- Google Adwords
- Social media marketing
- Improving results from your website and Landing page conversion
- Email marketing
- Google Analytics

#### [Browse all 7 Step guides](#)

Basic members of Smart Insights can use our [free interactive digital marketing health check](#) to rate their current digital marketing capabilities and receive recommendations on how to improve results. It's just 5 steps and you get a report to keep at the end.



1 Introduction

Situation

Objectives

Strategy

Tactics

Actions and controls

Executive summary

# The SOSTAC® Planning System

## HOW DO WE MONITOR PERFORMANCE?

**Optimising through:**  
 5 S's , KPI's and web analytics  
 User experience review  
 Conversion rate optimisation  
 Frequency of reporting  
 Process of reporting and actions

## WHERE ARE WE NOW?

**Marketplace SWOT:**  
 5 S's performance and other KPI's (& trend)  
 Customer insight (who, why, how?)  
 Market Trends  
 Competitor analysis  
 Internal capabilities and resources

## WHERE DO WE WANT TO BE?

**5 S's objectives:**  
**S**ell - customer acquisition and retention targets  
**S**erve - customer satisfaction targets  
**S**izzle- wow factor (added value)  
**S**peak - engaging customers  
**S**ave - quantified efficiency gains

## THE DETAILS OF TACTICS

**Who does what and when:**  
 Responsibilities and structures  
 Processes and systems  
 Internal resources and skills  
 External agencies

## HOW EXACTLY DO WE GET THERE?

**Marketing mix:**  
 8 P's  
 Incl. Communications Mix  
 Content Plan  
 Contact Plan

## HOW DO WE GET THERE?

**STOP & SIT:**  
 Segments  
 Target markets  
 Objectives  
 Positioning (OVP)  
 &  
 Sequence (Trust, Try, Buy...)  
 Integration (CRM & D/Base)  
 Tools (e.g. SEO, PPC)



Created by PR Smith, SOSTAC® is a simple yet powerful planning system, which is easily applied to help create the perfect plan. SOSTAC® is a registered trade mark with SOSTAC® eBook, workbook, webinars & workshops by PR Smith: [www.PRSmith.org](http://www.PRSmith.org)

LICENCED BY



DESIGNED BY



PARTNERED BY



Introduction

2 Situation

Objectives

Strategy

Tactics

Actions and controls

Executive summary

# The Smart Insights RACE framework

Our RACE framework is designed to help create and refine digital marketing plans; it's used as a way of structuring a lot of our advice. Use the interactive version online to navigate our free hubs on different topics at <http://bit.ly/smartrace>.



Introduction

Situation

Objectives

Strategy

Tactics

Actions and controls

Executive summary

3

# Situation analysis.

## Where are we now?

### Understanding your online marketplace

#### The immediate or micro-environment

##### A. Our customers

*Always start with the customer, their characteristics, behaviours, needs and wants. You should define:*

- ✓ Options for segmenting and targeting – you should apply your traditional segments, but also consider the new micro-targeting options available online – see <http://bit.ly/smarttargeting>.
- ✓ Ideal customers - characteristics summarised in named personas are useful to get started, think about demographics, searching and product selection behaviours and unmet needs - detail here is very useful to talk about “What would John do.. or think about...”. Also consider what your data tells you in regard to your most profitable, and potentially profitable customers

##### Recommended resource? Personas toolkit

See our [Personas toolkit](#) showing key issues to consider when creating personas with examples of different styles of personas.

##### B. Our market

- ✓ Market description - Focus on actionable needs and trends - are you meeting them, what are they - this insight is useful for other teams and you should find out what other teams know, what exactly is growing in the market, is there evidence you can draw from

##### C. Our competitors

- ✓ Benchmark against competitors for your customer personas and scenarios against the criteria given in the strategy section, in particular their marketing mix.
- ✓ For key digital tactics like SEO and social media marketing, it's also important to benchmark against competitors.

##### Recommended resource? Competitor benchmarking guide

See our [competitor benchmarking guide](#) for how to complete competitor benchmarking and free and paid data sources.

##### D. Intermediaries, influencers and potential partners

- ✓ Review customer use of different types of publisher or media sites which may influence their decision for example, search engines, specialist news sites, aggregators, social networks and bloggers

You can monitor your reputation across different influencers - see our social media marketing guide.

##### E. Wider macro environment

*These are the big picture strategic influences. We recommend you don't go into too much depth on these, instead review the influence of the main macro factors for digital; social, legal and technology in the context of customer analysis and competitor benchmarking.*

- ✓ Social - how have consumer attitudes changed?

- ✔ *Legal - checking your online marketing activities comply with privacy and online trading laws before problems arise*
- ✔ *Environment - is your approach ethical and sustainable*
- ✔ *Political - can you take advantage of government funding schemes*
- ✔ *Technology - review of the latest technology*

## F. Our own capabilities

Once you have looked outwards (often missed), only then should you turn inwards and look at your own capabilities.

In particular, you may find this in-depth [digital marketing benchmarking audit spreadsheet](#) (Expert members) useful for benchmarking your current capabilities. There are also audit spreadsheets available for SEO and Email marketing. Basic members can use the simpler free digital marketing health check.

## G. Digital-specific SWOT summary

Include a digital channel SWOT that summarises your online marketplace analysis findings AND links to strategy. In a large organisation, or for a more complete summary complete a SWOT for:

- ✔ Customer acquisition and conversion and customer development
- ✔ Different brands
- ✔ Different markets
- ✔ Different competitors – direct and indirect

We recommend using a TOWS matrix for SWOT - see our blog post: <http://bit.ly/smartswo>, since this helps integrate your analysis with your strategy rather than the analysis being placed on the shelf and forgotten.

### Recommended resource? SWOT TOWs matrix

The Smart Insights digital marketing toolkit contains a [SMART TOWs matrix](#) with examples for you to amend for your business or your clients.

Digital marketing SWOT		
Append each bullet with a letter for main activity it applies to in RACE and others, e.g. (B) Brand development, (G) Governance or resourcing.		
	<b>Strengths:</b> • • • • •	<b>Weaknesses:</b> • • • • •
<b>Opportunities (Market specific):</b> • • • • •	<b>SO Strategies</b> • • • • •	<b>WT Strategies</b> • • • • •
<b>Threats:</b> • •	<b>ST Strategies</b> • •	<b>WT Strategies</b> • •

### Tips for completing your situation analysis

- ✔ 1. Garner evidence and data to help others understand your recommendations - visualise with charts and graphs where you can – they're much more effective than a long report.
- ✔ 2. Set-up your digital listening post to ensure you understand what's going on around you and listen in on conversation that could inform your understanding.
- ✔ 3. Use these sources of free information to help support your argument: <http://bit.ly/>



[smartstatistics](#). We also have a [competitor benchmarking guide](#) for Expert members.

#### Recommended resource? Digital marketing strategy toolkit templates for Expert members

Use our [Digital marketing toolkit](#) templates to prepare a customised plan for your business or your clients. The toolkit contains unbranded Word, Excel and Powerpoint templates for you to amend to help form a plan for your business or your clients' businesses.

## Benchmark your capabilities compared to your competitors

We're big fans of scoring the current digital marketing capabilities of a company, so you can show your colleagues how your different digital marketing activities rate now and how they need to be improved in future. This is a core technique for arguing for additional investment in digital marketing and for reporting on progress.

#### Recommended resource? Smart Insights Benchmarking Tools

We have developed a series of tools to help develop strategy and to make the case for more investment in digital marketing. These are:

- ✓ [Digital Marketing Healthcheck](#). Score your company or clients in the 5 key areas of PRACE. This is more suited to small and medium sized companies and is available free for use by Basic members.
- ✓ [Digital marketing audit](#). A more detailed spreadsheet based technique for assessing a company in 6 key areas. More suited to larger organisations.
- ✓ [Business case template](#). Improvement needed can be justified through this template and the companion Ebook.

Introduction

Situation

Objectives

Strategy

Tactics

Actions and controls

Executive summary

4

# Objective setting

## Where do we want to be?

### Setting useful, actionable objectives

We recommend four different types of measures to help you and colleagues look forward to the future offered by digital marketing:

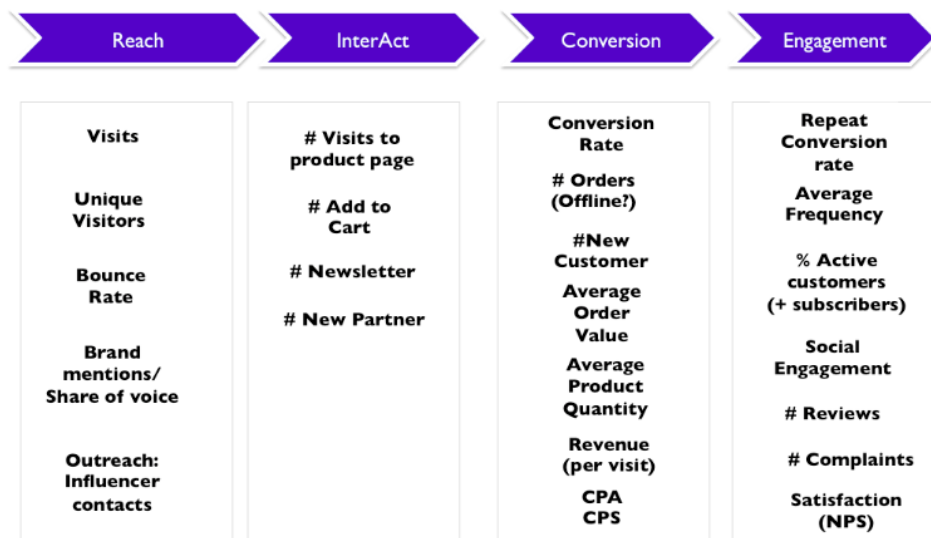
So we suggest this hierarchy of measures may help in larger organisations:

- ✓ 1. Top-level broad goals to show how the business can benefit from digital channels
- ✓ 2. Mid-long term vision to help communicate the transformation needed in a larger organisation
- ✓ 3. Specific SMART objectives to give clear direction and commercial targets
- ✓ 4. Key performance indicators to check you are on track

*You should be as specific as possible in your goals. We recommend these should be:*

- ✓ SMART, that's Specific, Measurable, Actionable, Relevant and Time-limited.
- ✓ Based around the customer lifecycle – we use the mnemonic RACE to define this and give a full list of KPIs in our digital marketing toolkit for Expert members.
- ✓ Define what the R is in ROI for you - it will likely be monetary but don't forget digital marketing can be more than that
- ✓ Divided into key digital strategy areas of customer acquisition, conversion, customer development and growth - this is important to ensure you're covering all of the areas
- ✓ Broken down into short, medium and long-term goals

Align goals to the business and marketing goals and how you substantiate them using the approach described in our improving results from digital marketing ebook. This example shows how one Expert member used the “menu” of KPIs in our Ebook to select the most relevant measures for them to put into their reporting.



## Tips for setting SMART objectives

- ✔ 1. Make sure your online goals align with organisational goals - your colleagues will believe more in your strategy when you show how they relate.
- ✔ 2. Once you have completed the KPIs, go back up to the big picture and define a long-term vision for how digital will help the organisation grow into the future, again aligned with organisational vision.
- ✔ 3. When creating the strategy make sure it is aligned with these goals, a table linking goals, substantiation (situation analysis) and strategies as shown in our Strategy Ebook can help here.
- ✔ 4. Finally, remember to revisit this section to align with your control and review process. Simplify to the “strategic levers” which really control business results. These are your Critical KPIs.
- ✔ 5. In a nutshell, objective setting is about alignment and integration between the different sections of your plan.

Introduction

Situation

Objectives

Strategy

Tactics

Actions and controls

Executive summary



# Strategy

## How are you going to achieve the goals?

### Setting a meaningful strategy

The key elements of digital strategy involve revisiting and aligning the main thrust of your marketing strategy in an online context, make sure you draw from other plans, if there isn't one then use these headers. Don't get drawn into the details at this stage. That's the tactics.

We recommend you summarise your strategy in a table like the one shown here: <http://bit.ly/smartintegration> - this provides a great summary and integrates goals with situation, strategy, tactics and measures!

But you may want to summarise the essence of some or all of the digital strategies below. How are you going to leverage the potential of digital marketing to your business, and how does that meet the objectives? This is about your approach only, not the detail.

Consider breaking it down as well, it's often easier to explain in smaller, bite-size chunks, this also helps when it comes to tactics which should hang from the strategies below:

#### A. Targeting and segmentation

- ✔ A company's online customers have different demographic characteristics, needs and behaviours to its offline customers. It follows that different approaches to segmentation may be required and specific segments may need to be selectively targeted though specific content and messaging on your site or elsewhere on the web. This capability for "micro-targeting" is one of the biggest benefits of digital marketing.
- ✔ Specific targeting approaches to apply online include: demographic, value-based, lifecycle and behavioural personalisation.

#### B. Positioning

- ✔ How do you position your online products and services in the customers mind? Consider
- ✔ Reinforcing your core proposition. How do you prove your credibility.
- ✔ Define your online value proposition. This should flow from your positioning and be what the customer sees immediately when they interact with you online.
- ✔ Define these in key messages for different audiences, e.g. prospects against existing customers, segments with different value.
- ✔ You need clear messaging hierarchies to effectively communicate your positioning both in online and offline media.

#### C. Proposition and the marketing mix

Think about the digital marketing mix - how can you provide differential value to customers through varying the 4Ps online through Product, Price, Promotion and Place and how can you add value through service. And don't forget what PR Smith calls the Eighth P of "Partnering". Particularly if you sell online, you will want to explain how you will modify the marketing mix.

For example:

- ✔ **Product.** Can you offer a different product range online? How can you add value to products through additional content or online services?
- ✔ **Price.** Review your pricing and consider differential pricing for online products or services.

- ✓ **Place.** Identify your online distribution issues and challenges. Should you create new intermediaries or portals or partner with existing sites?
- ✓ **Promotion.** Discuss the problems and opportunities of the online communications mix. These will be detailed in the acquisition and retention communications strategies. Review approaches for online promotions and merchandising to increase sales. You may want to include exclusive promotions to support the growth of different digital channels, i.e. email, mobile, Facebook, Twitter.
- ✓ **People.** Can you use automated tools such as FAQ to deliver “web self-service” or should you provide online contact points through Live Chat or Phone Call-back?
- ✓ **Processes.** List the components of process and understand the need to integrate them into a system.
- ✓ **Physical evidence.** Identify the digital components that give ‘evidence’ to customers of your credibility such as awards and testimonials
- ✓ **Partners.** The eighth P. So much of marketing today is based on strategic partnerships, marketing marriages and alliances that we have added this ‘P’ in as a vital ingredient in today’s marketing mix.

## D. Brand strategy

*Gaining ‘street cred’ online is now paramount to success, how and where are you going to do that - brand favourability follows credibility and trust - what do you understand will be the reasons to engage with your brand, why would they click through - or not - how will you demonstrate credibility online?*

Recommended resource? Content marketing 7 Steps Guide

Use our [content marketing strategy guide](#) to define a plan to develop the most relevant content to grow your audience through sharing (amplification) and increase brand appeal. The content marketing matrix is a great way we recommend to review current use of content marketing and identify new types of content.



Benchmark yo

## E. Online representation or presence

*This includes your own Web site strategy (one site or four, sub-domains, what are the site goals and how will they be achieved...) and priorities for social presences. Our digital marketing radar helps you prioritise your online presence to reach and engage your audience.*

## F. Content and engagement strategy.

*Which content will feature to gain initial interest, support the buying process (text and rich media product content and tools) and stickiness and to promote return visits (blogs and community). Remember user-generated content too, such as reviews, ratings and comments. You will have to prioritise content types and ensure you devote sufficient resource to it to create quality content which helps you compete. All effective online companies see themselves as publishers!*

## G. Digital channel acquisition communications strategy

*Outline how you will acquire traffic, what are the main approaches you will use? Don't forget to consider how you drive visitors through offline media and integrated campaigns.*

- ✓ Key digital media channels for traffic acquisition would include:
- ✓ Search engine marketing (natural and paid)
- ✓ Social media marketing and Online PR (think brand strategy)
- ✓ Partner and affiliate marketing
- ✓ Display advertising
- ✓ Email marketing to leads database

## H. Digital channel conversion strategy

*How does the user experience, which depends on information architecture, page template design, merchandising, messaging and performance help you make it easy for visitors to engage and convert?*

**Recommended resource? Improving results from your website 7 Steps Guide**

Our [improving results from your website guide](#) shows how to review your key customer journeys and brand messaging for quick wins to help boost conversion.

## I. Digital channel retention communications strategy

*Often neglected, what will be the main online and offline tactics to encourage repeat visits and sales. Again integrated campaigns involving offline touchpoints are crucial here.*

## J. Data strategy

*What are your goals in permission marketing and data capture - what/where/how/when/why, what tools and value adds are you going to use? You might alternatively reference these in the conversion strategy.*

*How do you improve the quality of your customer data across channels to help increase the relevance of your messages through personalisation?*

## K. Multichannel integration strategy

*How you integrate traditional and digital channels should run through every section of your*

Introduction

Situation

Objectives

Strategy

Tactics

Actions and controls

Executive summary

9

strategy since it's key to success. One way to structure this is to map customer journeys across channels as channel chains.

## L. Social media marketing strategy

We would argue that social media marketing is part of a broader customer engagement strategy plus brand, acquisition, conversion and retention strategies, but many organisations are grappling with how they get value from this, so it may help to develop an overall social media marketing strategy.

## M. Digital marketing governance strategy

In larger organisations how you manage digital marketing is a big challenge. Questions that the governance strategy seeks to answer are how do we manage internal and external resources through changes to structures and skills needed for digital and multichannel marketing.

### Recommended resource? Ecommerce Success Mapping

Our [Ecommerce Success Mapping template](#) can be used as a management tool to help you review and work on improving the key factors that drive online sales.

Introduction

Situation

Objectives

Strategy

Tactics

Actions and controls

Executive summary

# Tactics

## The details of strategy

*Tactics are where the rubber hits the road to get results, so you need to define how you will implement your strategy in the real world - when you'll do it, with what, your goals for each tactic aligned to the main objectives and how that will be measured.*

- ✓ Each of strategy sections A to M will need implementation details which you can get specialists in your team or agencies to develop. Remember that with digital, "the devil is in the detail". The best digital strategies can fail if the execution is poor - search, social and email marketing and creating a persuasive web design are classic examples of this we see daily.
- ✓ If there's only you, create a plan and Just Do It! You have the benefit that you can be more nimble, so can test and learn
- ✓ How are you going to divide the year up - thinking about campaigns versus seasonal or business focusses, this helps to get the plan actionable. Consider quarterly (90 day) blocks to focus on and ensure objectives, strategies and tactics are focussed on that.
- ✓ Keep this section light and fact based and avoid too much description repeated in the strategy section. Hang your tactics under the strategic hangers, for example traffic acquisition, so that it's easy for others follow.

### Optimise your digital channels

You can get detailed advice on all the core digital channel tactics in our [7 Step guides](#):

- ✓ Search engine optimisation
- ✓ Google Adwords
- ✓ Social media marketing
- ✓ Improving results from your website and Landing page conversion
- ✓ Email marketing
- ✓ Google Analytics

#### Recommended resource? Search and social media marketing guides

We believe that search and social media marketing are the most important channels for growing your audience cost-effectively. See our detailed 7 Step Guides to these channels for a DIY approach to improving their effectiveness or reviewing with your agency/clients:

- ✓ [Search Engine Optimisation \(SEO\) 7 Steps Guide](#)
- ✓ [Google Adwords Paid Search 7 Steps Guide](#)
- ✓ [Social media marketing 7 Steps Guide](#)



# Actions and Controls

## Making it happen

### Create measurable KPIs to align against objectives and stay on track

*Issues to reference include:*

- ✔ Budgets - media, digital platform investments and resources
- ✔ Timescales including a longer-term roadmap if necessary
- ✔ Organize your measuring in dashboards so that it's easy to summarise and keep up to date against the plan.
- ✔ Consider KPIs (key performance indicators) that relate to tactics, strategies and so objectives, sometimes a KPI is an objective, for example a KPI could be weekly total natural search traffic, home page bounce or email open rate. These can be good early warnings to objectives like 'online sales revenue' or 'new leads' not being met. Plain old Excel will suffice and will allow you to keep the latest results to hand.
- ✔ The key is that (assuming your objectives were clear, detailed and relevant) you have the headers to site your KPIs and measure against.
- ✔ Consider how you will measure and report using web analytics
- ✔ Are there other measurement tools and resources needed
- ✔ What is the process to measure and report, for example looking at keyword level traffic daily is not actionable, but home page bounce can be if site changes are made
- ✔ Think about creating a KPI summary dashboard

### Governance - who does what?

*In larger organisations, you also have to think about resourcing, i.e.*

- ✔ Skills - internal and agency requirements to deliver on your plan
- ✔ Structure - do you have a separate digital team or can you integrate
- ✔ Systems - the processes to make things work and keep you agile

### Using the power of analytics to test, learn and refine

We believe in the power of analytics to review and improve your campaigns, social media marketing and site(s), but it's difficult to know where to start beyond browsing charts of trends in visits. Our guides, templates and online training on Google Analytics will give you a structure to mine more from your analytics.

### All the best for your journey

Creating a plan is just the beginning of the journey to making the most of digital and social media. We hope our guide has helped you on your way?

Please do feedback to [support@smartinsights.com](mailto:support@smartinsights.com) and check out our [full range of advice used by our expert members](#).

Do join the discussion on our active, practical Linked In Group to learn more from the Smart Insights community Join our best practice group to learn & share: <http://linkd.in/smartinsights>.

Thanks, Dave Chaffey, Dan Bosomworth and the Smart Insights team

Introduction

Situation

Objectives

Strategy

Tactics

Actions and controls

Executive summary

9

# Executive summary

*No, you're still not quite finished! After your plan is created, go back to the beginning and create a 1 page summary that a busy, senior executive can understand and believe in!*

*The same exec summary is useful for Powerpoint presentations should you need to present the bones of your plan, and the ROI. An important part of your role is helping others understand what digital marketing is, and the immense value that it can add to the business.*

*Naturally the Exec summary should contain a 2 line summary of the different parts of SOSTAC® (challenging!) but stressing the need for investment in digital channels and showing the key issues.*

## 1 Situation

- ✓ Key issues requiring action

## 2 Objectives

- ✓ Our vision
- ✓ Key goals

## 3 Strategy

- ✓ Segmentation, targeting and positioning
- ✓ Brand development and customer engagement
- ✓ Customer acquisition
- ✓ Customer retention and growth

## 4 Tactics, Actions and Control

- ✓ Investment and budget
- ✓ Resourcing
- ✓ Timescales
- ✓ Success factors for managing change
- ✓ Measurement and testing

There's no denying it. The next step, convincing others through conversations and presentations, is tough. We hope our business case guide can help here or Ask us and other members through our free [Digital Marketing Answers Forum](#).

### Recommended resource? Business case

You will also need to think how you convince your colleagues or clients.

- ✓ [Business case template](#). Improvement needed can be justified through this template and the companion Ebook.

## About the Smart Insights Expert member resources

Our Expert member resources are focused on one thing - helping members get better results from their marketing. Our resources are all practical, showing members how to create strategies and then execute them using best practice. The guidance includes videos, workbook templates and the in-depth *7 Step Guides*.

### The 7 Step Guides

We've created our 7 Step Guides for Expert members to be your constant companion as you learn, review and improve your approach to digital marketing. We know you're busy and under pressure to get results, so they're written to help you do just that. They take you through the questions you should be asking to improve performance and suggest the right approaches.

Our Ebooks are all created to help you:

- ✔ **Improve results.** A focus on getting the best results from your digital marketing.
- ✔ **Review your current approach.** A unique workbook format helps create a plan.
- ✔ **Apply analytics.** Integrated advice on using Google Analytics to improve performance.
- ✔ **Learn best practice.** Strategy recommendations and practical tips highlighted throughout.

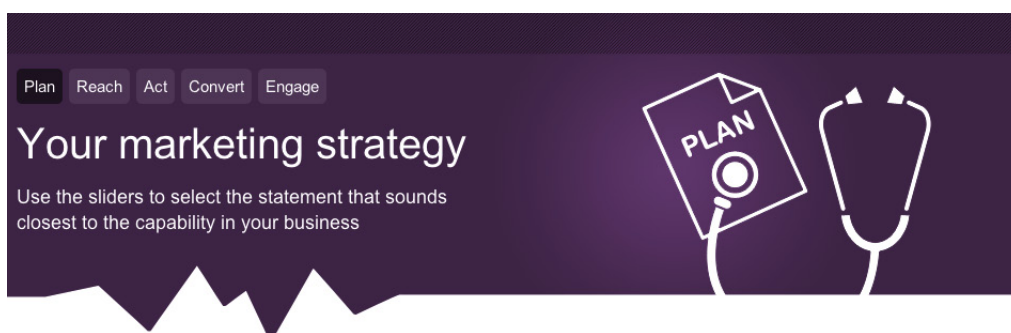
### What members say about our resources

*"We are at an early stage of our digital marketing journey, the templates, papers, videos and tutorials help us check and learn as we go"*. **Stuart Sykes**, Digital Marketing Manager.

*"Smart Insights is the first place I go for good, practical advice on digital marketing. The material available is very comprehensive but also current"*. **Jon Vasey**, Ecommerce Manager.

### Take the next steps to improve your marketing skills and results

Try our [free interactive digital marketing health check](#) available to Basic and Expert members to help rate your current digital marketing capabilities and receive recommendations on how to improve results.



▶ [Upgrade to Expert membership! View the full range of Expert member resources](#)